

(12) **United States Design Patent**  
**Tunno**

(10) **Patent No.:** **US D481,430 S**  
(45) **Date of Patent:** **\*\* Oct. 28, 2003**

(54) **AERODYNAMIC GOLF DRIVER CLUB HEAD**

(76) **Inventor:** **David Tunno**, 14000 Palawan Way,  
Marina del Rey, CA (US) 90292

(\*\*) **Term:** **14 Years**

(21) **Appl. No.:** **29/171,462**

(22) **Filed:** **Nov. 21, 2002**

**Related U.S. Application Data**

(62) Division of application No. 29/142,128, filed on May 18,  
2001, now Pat. No. Des. 470,202.

(51) **LOC (7) Cl.** ..... **21-02**

(52) **U.S. Cl.** ..... **D21/733**

(58) **Field of Search** ..... D21/733, 752;  
473/324, 327-331, 343, 344

(56) **References Cited**

**U.S. PATENT DOCUMENTS**

2,056,335 A \* 10/1936 Wettlaufer ..... 473/245

D242,479 S \* 11/1976 Panek ..... D21/733  
D285,231 S \* 8/1986 Solomon ..... D21/733  
D341,404 S \* 11/1993 Kruh ..... D21/740  
D356,130 S \* 3/1995 Schield ..... D21/733

\* cited by examiner

*Primary Examiner*—Mitchell Siegel  
(74) *Attorney, Agent, or Firm*—David O'Reilly

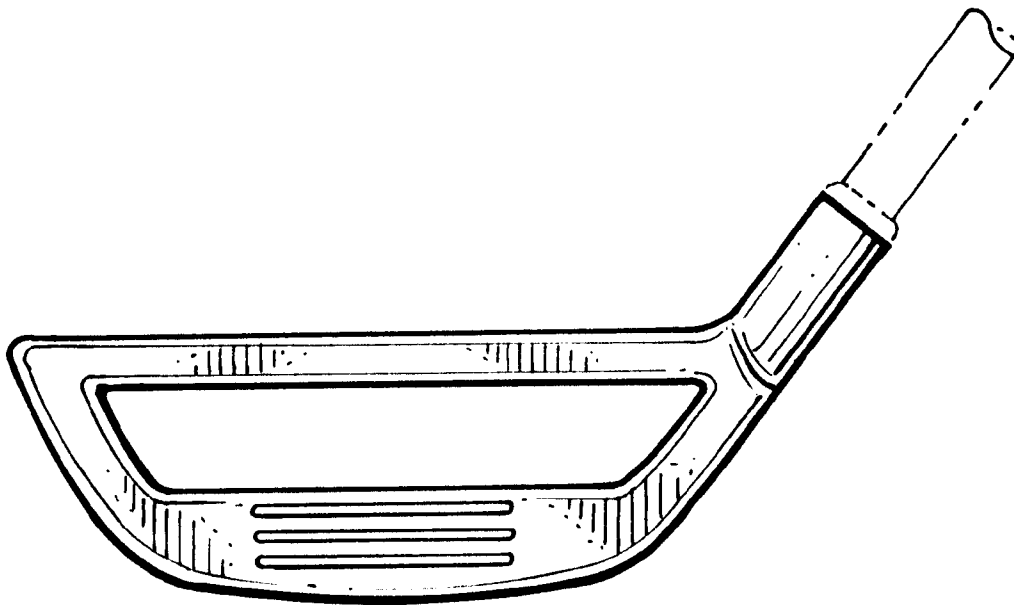
(57) **CLAIM**

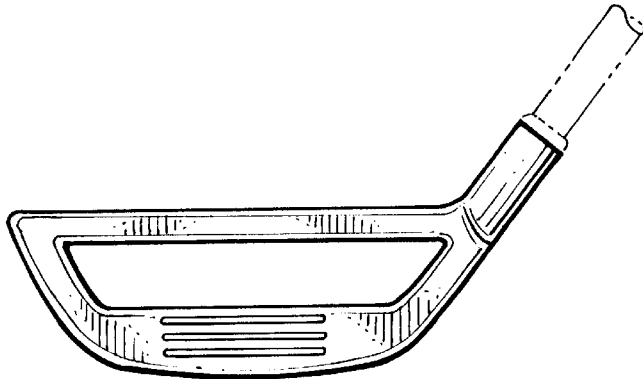
The ornamental design for an aerodynamic golf driver club head, as shown and described.

**DESCRIPTION**


FIG. 1 is a front elevation view of the club face of an aerodynamic golf driver club head illustrating an embodiment of my new design; FIG. 2 is a right side view of the embodiment of FIG. 1; FIG. 3 is a rear view of the embodiment of FIG. 1; FIG. 4 is a left side view of the embodiment of FIG. 1; FIG. 5 is a top view of the embodiment of FIG. 1; and FIG. 6 is a bottom view of the club head sole of the embodiment of FIG. 1.

**1 Claim, 1 Drawing Sheet**






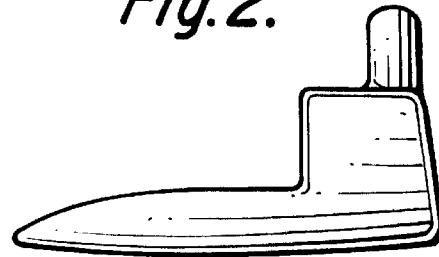
*Fig. 1*



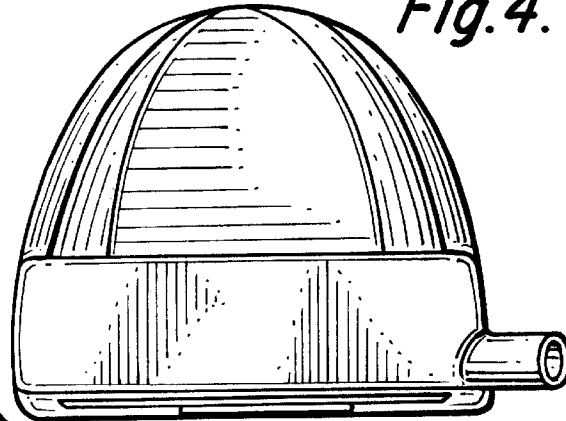
*Fig. 2.*



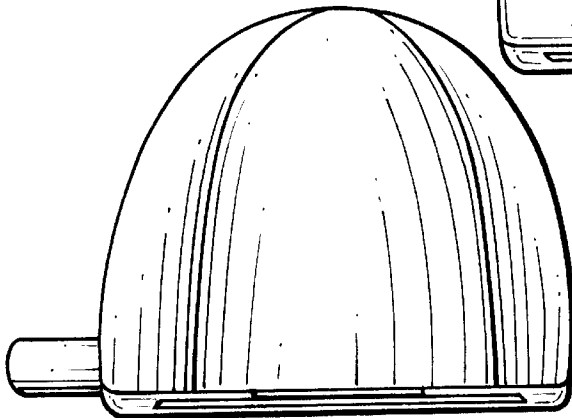
*Fig. 3.*



*Fig. 4.*



*Fig. 5.*



*Fig. 6.*