



US00D535713S

(12) **United States Design Patent**  
**Barez et al.**

(10) **Patent No.:** **US D535,713 S**  
(45) **Date of Patent:** **\*\* Jan. 23, 2007**

(54) **GOLF CLUB HEAD**

(75) Inventors: **Craig Kevin Barez**, Temecula, CA (US); **Todd P. Beach**, San Diego, CA (US); **Joseph Henry Hoffman**, Carlsbad, CA (US); **Robert Nunez**, San Pedro, CA (US); **Allan Capili Saliba**, Oceanside, CA (US); **Thomas Olsavsky**, Oceanside, CA (US)

(73) Assignee: **Taylor Made Golf Company, Inc.**, Carlsbad, CA (US)

(\*\*) Term: **14 Years**

(21) Appl. No.: **29/241,295**

(22) Filed: **Oct. 25, 2005**

(51) **LOC (8) Cl.** ..... **21-02**

(52) **U.S. Cl.** ..... **D21/752**

(58) **Field of Classification Search** ..... D21/733,  
D21/752, 759; 473/324-331, 343-346  
See application file for complete search history.

(56) **References Cited**

**U.S. PATENT DOCUMENTS**

D247,922 S	*	5/1978	Sheldon	.....	D21/752
D469,141 S	*	1/2003	Poynor et al.	.....	D21/759
D479,867 S	*	9/2003	Saliba et al.	.....	D21/752
D482,093 S	*	11/2003	Imamoto	.....	D21/759
D499,158 S	*	11/2004	Imamoto	.....	D21/752

D501,235 S	*	1/2005	Imamoto	.....	D21/752
D513,051 S		12/2005	Barez et al.		
D514,185 S		1/2006	Barez et al.		
D516,652 S		3/2006	Barez et al.		
D518,129 S	*	3/2006	Poynor et al.	.....	D21/759
D519,589 S	*	4/2006	Barez et al.	.....	D21/733
D521,091 S	*	5/2006	Mahaffey et al.	.....	D21/752

\* cited by examiner

*Primary Examiner*—Mitchell Siegel

(74) *Attorney, Agent, or Firm*—Klarquist Sparkman, LLP

(57) **CLAIM**

We claim the ornamental design for a golf club head, as shown and described.

**DESCRIPTION**

FIG. 1 is a perspective view of a golf club head, as viewed from the front, bottom, and one side thereof, according to one embodiment.

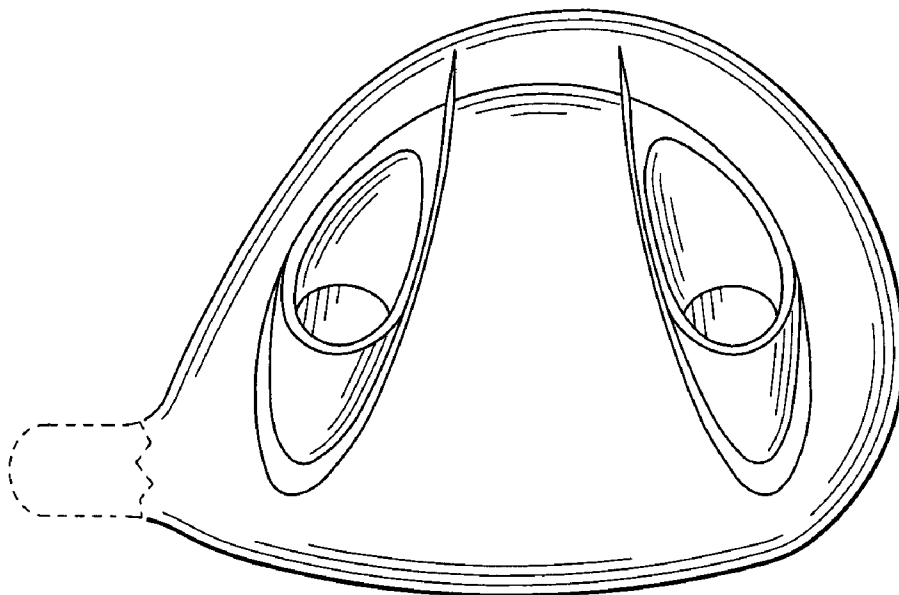
FIG. 2 is a front elevation view of the club head of FIG. 1. FIG. 3 is a rear elevation view of the club head of FIG. 1. FIG. 4 is a side elevation view of the heel of the club head of FIG. 1.

FIG. 5 is a side elevation view of the toe of the club head of FIG. 1.

FIG. 6 is a top plan view of the club head of FIG. 1; and, FIG. 7 is a bottom plan view of the club head of FIG. 1.

The dashed lines in the drawings are for illustrative purposes only and form no part of the claimed design.

**1 Claim, 2 Drawing Sheets**



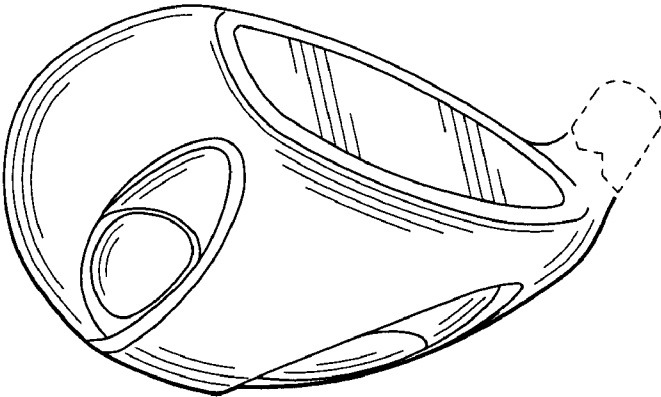


FIG.1

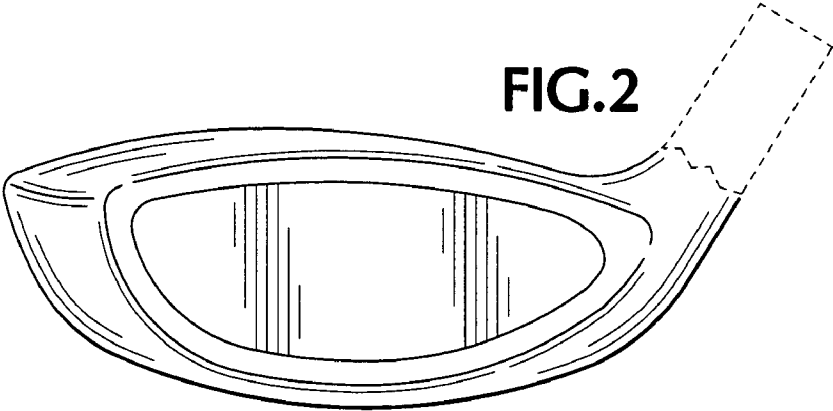


FIG.2

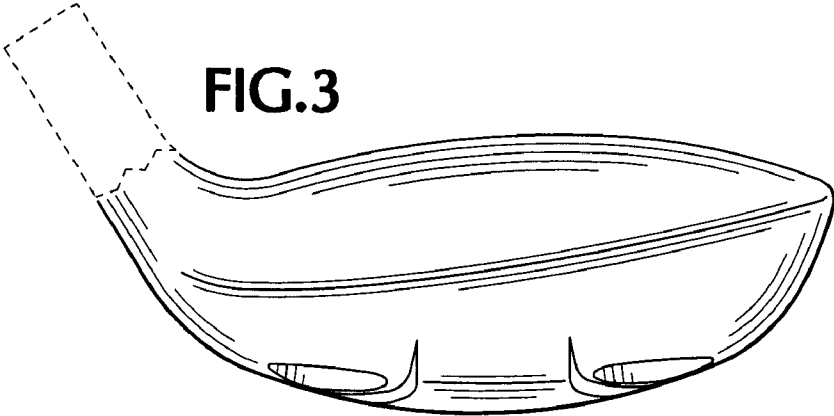


FIG.3

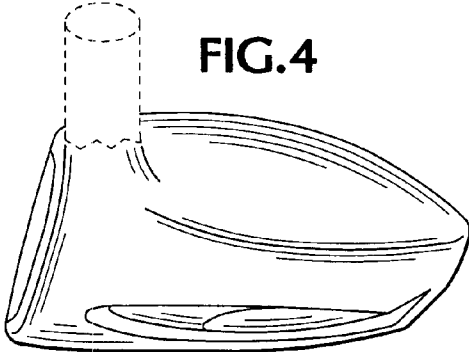


FIG. 4

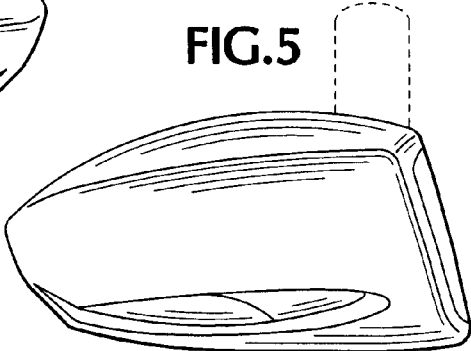


FIG. 5




FIG. 6

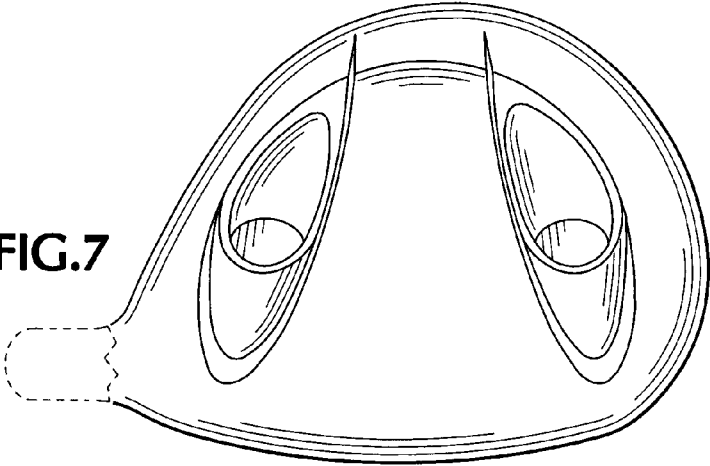


FIG. 7