



US00D539371S

(12) **United States Design Patent**
Chen et al.

(10) **Patent No.:** **US D539,371 S**

(45) **Date of Patent:** **** *Mar. 27, 2007**

(54) **GOLF DRIVER HEAD**

(75) Inventors: **Xiaojian Chen**, Phoenix, AZ (US);
Anthony D. Serrano, Anthem, AZ (US)

(73) Assignee: **Karsten Manufacturing Corporation**, Phoenix, AZ (US)

(*) Notice: This patent is subject to a terminal disclaimer.

(**) Term: **14 Years**

(21) Appl. No.: **29/256,242**

(22) Filed: **Mar. 17, 2006**

(51) **LOC (8) Cl.** **21-02**

(52) **U.S. Cl.** **D21/752**

(58) **Field of Classification Search** D21/733,
D21/752, 759; 473/324-331, 343-346
See application file for complete search history.

(56) **References Cited**

U.S. PATENT DOCUMENTS

- D366,079 S * 1/1996 Kenmi D21/752
- D371,817 S * 7/1996 Olsavsky et al. D21/752
- D400,625 S 11/1998 Kubica
- D400,627 S 11/1998 Kubica
- D423,067 S 4/2000 Sanchez
- D444,830 S 7/2001 Kubica

- D482,420 S * 11/2003 Burrows D21/752
- D484,208 S * 12/2003 Burrows D21/752
- D501,036 S * 1/2005 Burrows D21/752
- D514,179 S 1/2006 Chen
- D522,077 S * 5/2006 Schweigert et al. D21/752
- D522,601 S * 6/2006 Schweigert et al. D21/752

* cited by examiner

Primary Examiner—Mitchell Siegel

(74) *Attorney, Agent, or Firm*—Darrell F. Marquette

(57) **CLAIM**

The ornamental design for a golf driver head, as shown and described.

DESCRIPTION

FIG. 1 is a perspective view of a golf driver head showing our new design;

FIG. 2 is a front elevational view of the golf driver head of FIG. 1;

FIG. 3 is a top view of the golf driver head of FIG. 1;

FIG. 4 is a rear elevational view of the golf driver head of FIG. 1;

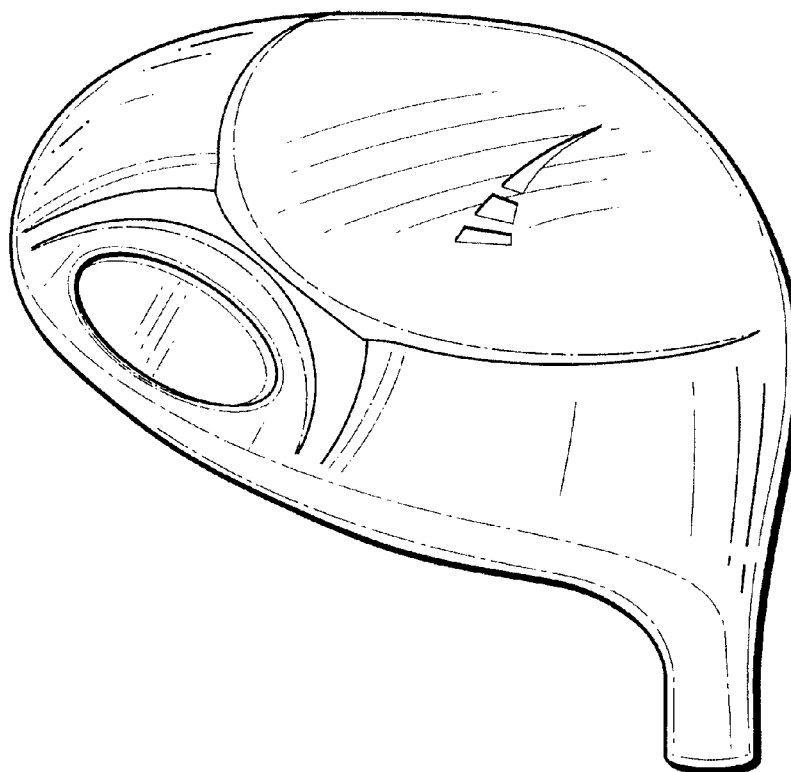
FIG. 5 is a heel end view of the golf driver head of FIG. 1;

FIG. 6 is a bottom view of the golf driver head of FIG. 1; and,

FIG. 7 is a toe end view of the golf driver head of FIG. 1.

The broken line showing is included for the purpose of illustrating and forms no part of the claimed design.

1 Claim, 3 Drawing Sheets



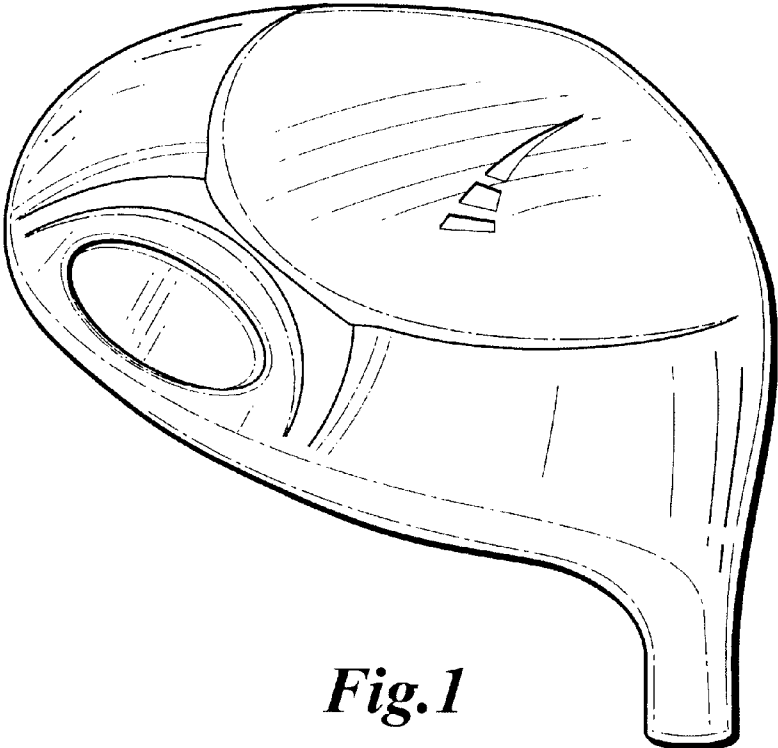


Fig. 1

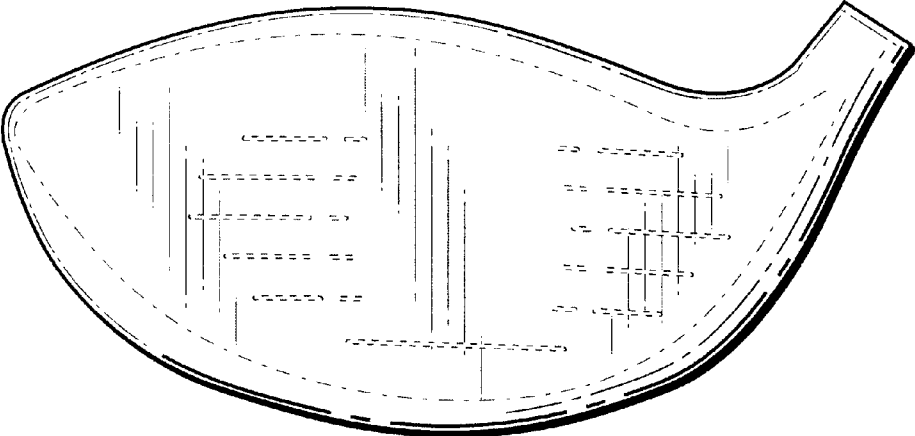


Fig. 2

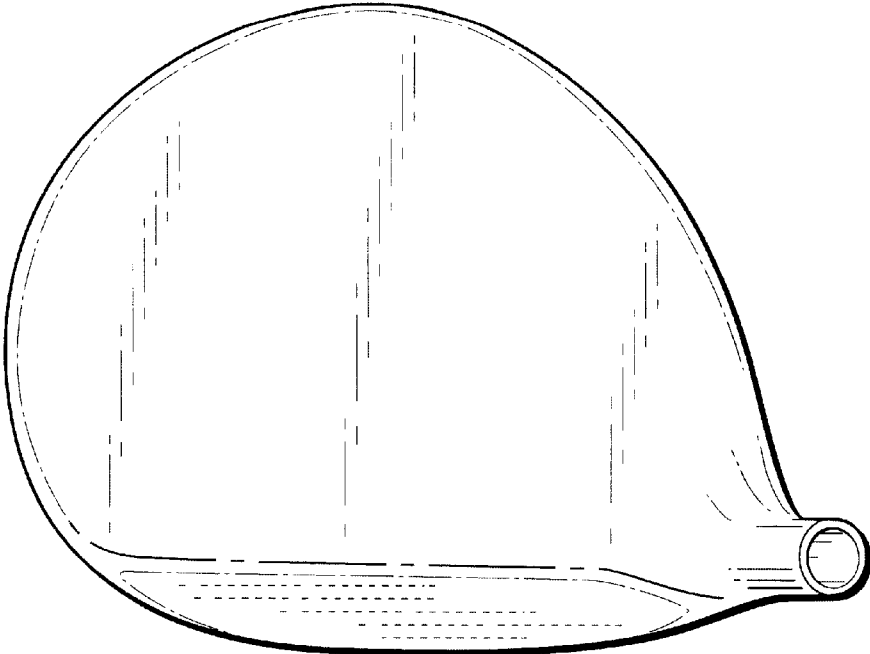


Fig.3

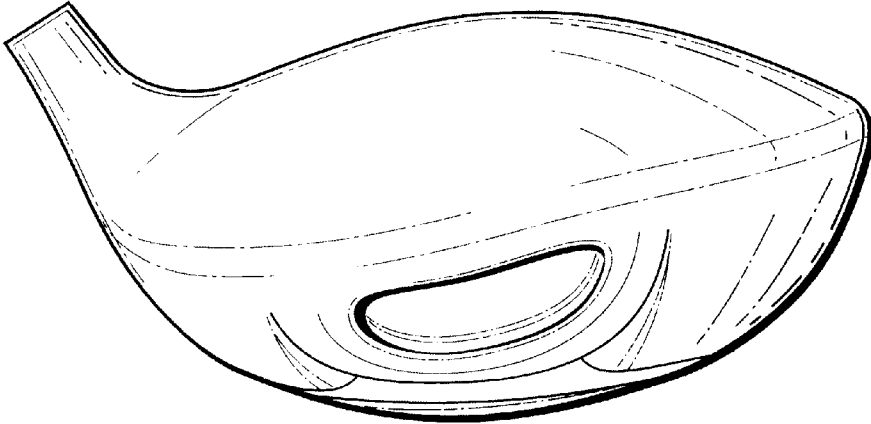


Fig.4

Fig.5

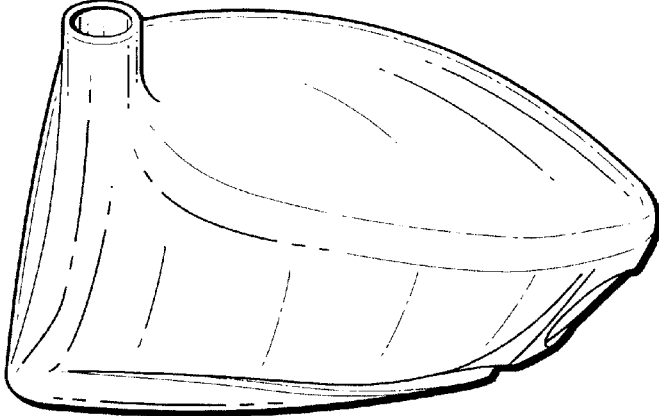


Fig.6

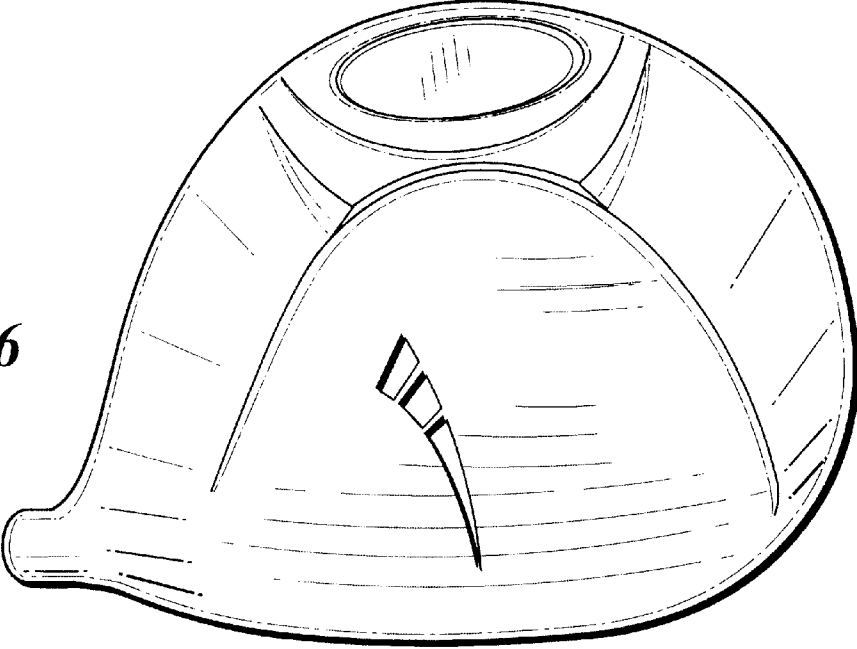


Fig.7

